



Making Content Comprehensible

1

Slow down your rate of speech, use pauses, and enunciate clearly when presenting content. Limit teacher talk to 5-10 minutes, give students 2 minutes to process, then check for understanding of your instructional delivery. REPEAT.

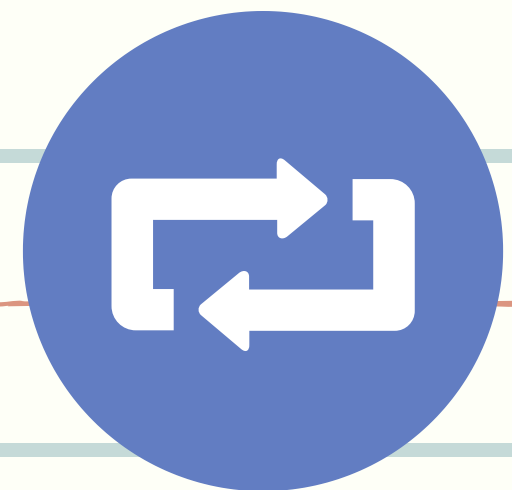
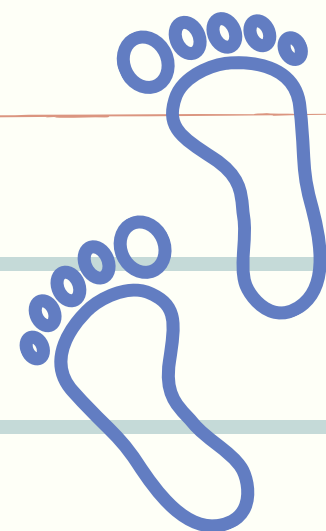


Use gestures, body language, pictures, and objects to accompany speech. Gestures and visual aids assist students in organizing and making sense of information presented verbally. Think TPR (total physical response) and whole brain teaching.

2

3

Provide a model of a process, task, or assignment. Break it down; *step by step*. Provide steps orally and in writing. Numbered thinking steps and color coding steps can be helpful.



Provide *repeated* exposures to words, concepts, skills, and models. Provide repeated exposures to words, concepts, skills, and models. Practice. Practice. Practice. Brain research tells us that repetition strengthens connections in the brain.

4

5

Use anchor charts, formula guides, reference sheets, vocabulary word walls during entire units for students to refer to when practicing and applying learning independently.

